


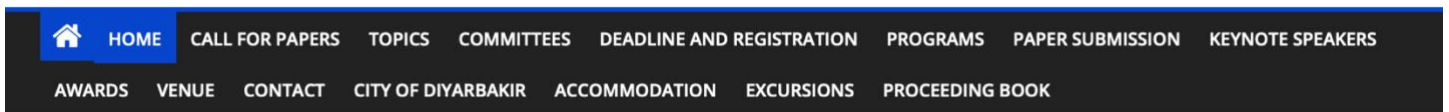
Register to Conference Management System (CMT) and paper submission

1. Please, click “Paper Submission” button found on the conference web site home page via <http://www.inesegconferences.org/iensc/> to connect CMT.
(Direct link: <https://cmt3.research.microsoft.com/User/Login?ReturnUrl=%2FIENSC2019>)

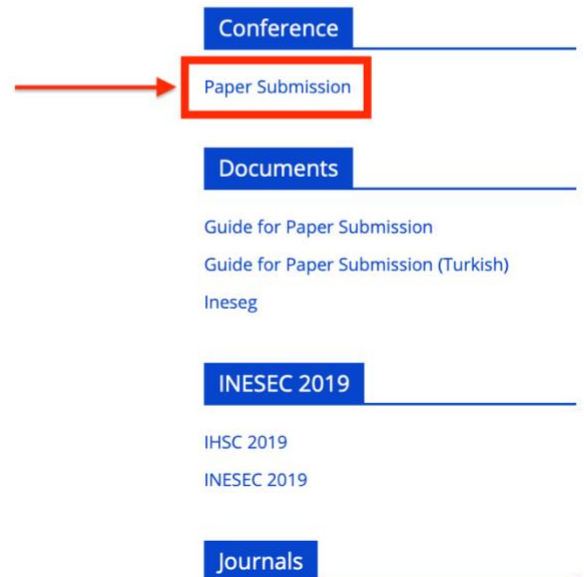


IENSC 2019

International Engineering and Natural Sciences Conference



From Zero Point in Time to Today's Science and Technology



2. Click “Create Account” button to create an account after entering the CMT. If you had registered to CMT for another conference, you don't need register to CMT again. You can login with your email and password that was created for another CMT conference.

Microsoft Research
INESEC 2018 International Engineering and Natural Sciences Conference

3. Create an account by filling the mandatory sections including * marker.
Information in the section 1 will be used to login CMT.
Information in the section 2 are personal information.
You have to verify characters section 3 and to accept the usage conditions.

Login Registration Reset Password

Create New Account

Login information

* Email This email will be used to login into CMT

* Password

* Confirm Password

1

Personal Information

* First Name

Middle Initial

* Last Name

Nickname

* Organization Name

* Country/Region


Phone Number

Alternate Email

2


Verification

Enter the characters you see
[New](#) | [Audio](#)



I agree to the Microsoft CMT's Author's Statement, Terms Of Use and Privacy & Cookies

3



4. You have to verify your account by clicking the activation link that has been sent to your email address. After this stage, you are registered to CMT and you can login to CMT with your mail address and password.

Login Registration Reset Password

Welcome to CMT !

Your account **insec2018@insecconferences.org** has been registered, please verify it by clicking the activation link that has been sent to this email address.

If you do not receive the activation link

If you do not receive our mail to activate account, the following are some of the possible reasons for the problem.

1. You typed in an incorrect email address.
2. Slow mail processing at your email server.
3. Your mailbox has exceeded quota.
4. Spam filters configured at your mailbox or email server have marked the email as spam.
5. There are connection issue with your email server.

CMT could not address issues related to your mailbox or mail server. You could probably try to use an email account such as Hotmail, Outlook, Gmail, or Yahoo! Mail. You will be able to change email address with your account later.

5. Your registered conferences are listed in your page when login to the CMT system. Choose the IENSC 2019 from this list. If IENSC 2019 isn't listed in your page, you have to choose IENSC 2019 from the "All Conferences" tab.

Conferences IENS Conference

Conference List

My Conferences (1) All Conferences type to filter...

Name	Start Date	Location	External URL	Contact
INESEC 2018 International Engineering and Natural Sciences Conference	1/8/2018	Diyarbakir, Turkey	http://insec.org	✉ Email Chairs

Your Registered Conference List

All Conferences in CMT

Paper Submission

- After logging to CMT with your mail address and password, you can start submission process by clicking “Create new submission” button.

The screenshot shows the 'Author Console' page. At the top, there is a navigation bar with 'Submissions' and three dropdown menus: 'Select Your Role : Author', 'IENSC2018', and 'IENS Conference'. Below this is a blue bar with a '+ Create new submission' button and a search input field. A table below has columns: Paper ID, Title, Files, Status, and Actions. Annotations with red boxes and arrows point to: the '+ Create new submission' button (labeled 'Click for new paper submission'), the 'Select Your Role' dropdown (labeled 'Your role must be selected as author'), the 'IENSC2018' dropdown (labeled 'Conference Name'), and the 'IENS Conference' dropdown (labeled 'User Name').

- Article loading process is carried out in this page.
Write your title and abstract to section 1.
Add another author to section 2, if they exist.
Select topic title from section 3.
Load your abstract or full text in doc/docx format to section 4.
Complete submitting process by clicking “Submit” button and accepting commitment in the section indicated with 5.

The screenshot shows the 'Create New Submission' form. At the top, there is a navigation bar with 'Submissions' and three dropdown menus: 'Select Your Role : Author', 'IENSC2018', and 'IENS Conference'. Below this is a section titled 'Create New Submission' with a sub-section 'TITLE AND ABSTRACT'. This section contains a form with a '* Title' field and a '* Abstract' text area (with a '2000 characters left' indicator). A red box labeled '1' highlights this section. Below this is an 'AUTHORS' section with the text 'You may optionally add your collaborators.' and a table with columns: Primary Contact, Email, First Name, Last Name, Organization, and Country. The table contains one row with values: (checkbox), iensc2018@inesegconferences.org, IENS, Conference, INESEG, Turkey. Below the table is a form with an 'Email' input field and a '+ Add' button. A red box labeled '2' highlights this form, and the text 'Enter email to add new author.' is visible below it.

SUBJECT AREAS

- Agricultural Engineering
- Astronomy and Space Sciences
- Atmospheric Sciences
- Biological Sciences
- Biological Systems Engineering
- Biomedical Engineering
- Botany
- Chemical Engineering
- Chemistry
- Civil and Architecture Engineering,
- Computer and Informatics Engineering
- Electrical-Electronics Engineering
- Energy Systems Engineering
- Manufacturing Engineering
- Materials Science
- Mathematics
- Mechanical Engineering
- Metallurgical and Materials Engineering
- Meteorology
- Mineralogy
- Mining Engineering
- Molecular Biology
- Nano Engineering
- Nuclear Engineering
- Paleocology
- Petroleum Engineering

3

FILES

You can upload from 1 to 2 files. Maximum file size is 10 Mb. We accept doc, docx formats.

Drop files here
-or-

4

ADDITIONAL QUESTIONS

1. Presentation Type *

Please indicate to presentation type.

- Oral Presentation
- Poster Presentation

2. Presentation Language *

Please indicate to presentation language.

- Turkish
- English

3. Phone Number *

Phone Number

125 characters left

5



6